



Home Energy Assessment Rebate Guide



Enjoy the good things
efficiency brings.

Home Energy Assessment Overview

A Home Energy Assessment is the best way to discover how to save energy in your home. One of our Energy Advisors will come to your home and perform an EnerGuide evaluation, checking it over from attic to basement, looking at insulation levels, air leakage, and mechanical systems. The assessment typically takes 2 to 3 hours, and your Energy Advisor will help you with information and expertise along the way.

The EnerGuide for homes rating system is used across Canada to help homeowners understand their energy usage and identify upgrades to help improve energy efficiency. Your home will get an EnerGuide label which includes a rating of its energy performance. You'll also get a renovation upgrade report that has prioritized efficiency upgrades that you can use as a roadmap to save energy and money.

Receive up to \$5,000 in rebates on qualifying upgrades.

Available rebates

Choose from a variety of upgrades.

Upgrade	Amount	Details
Ceiling insulation	Max \$750 rebate	Page 6
Basement insulation	Max \$1,200 rebate	Page 6
Exterior wall insulation	Max \$1,500 rebate	Page 6
Heat pumps	\$300 - \$600 per ton	Page 8
Wood/pellet burning equipment	\$500 - \$1,000 rebate	Page 9
Solar equipment	\$400 - \$1,000 rebate	Page 9
Other upgrades	\$30 - \$300 rebate	Page 9

Available financing

Are you interested in financing your upgrades?

We work with financial lenders to offer financing on approved credit, for loans up to \$25,000 and terms up to 5 years. Contact us or visit efficiencyns.ca/assessment for more information and to find out if you're eligible for a lower interest rate in lieu of rebates. Additional eligibility criteria may apply.

To apply, contact your Energy Advisor or call us at 1-877-999-6035 or email financing@efficiencyns.ca

6 Steps to Energy Savings

Follow these simple steps to ensure you're taking advantage of the good things efficiency brings.

Start - **Step 1**
Book an initial Home Energy Assessment



- Visit our website or call us at 1-877-999-6035 to be connected with an Efficiency Partner in your area.
- You have 12 months from your enrollment date to complete your work and have your final Home Energy Assessment.
- Additional eligibility criteria apply. See our website for full details.

Step 2
Review the recommendations from your Energy Advisor



- You'll receive an EnerGuide label for your home and a renovation upgrade report tailored to you and your home.

Step 3
Plan your upgrades



- To choose financing, talk to your Energy Advisor, or contact us.
- Otherwise, review this rebate guide and start planning your upgrades.

Step 4
Complete the upgrades of your choice



- If you need more than 12 months, talk to your Energy Advisor. Extensions can be granted on a case by case basis. If an extension is granted, **rebate criteria may be subject to change.**
- If you plan on hiring contractors, you're encouraged to get at least 3 quotes.
- Need help finding a contractor? Search our Efficiency Trade Network to easily connect with contractors through an online list, searchable by region, expertise and services. **efficiencyns.ca/trade-network**
- For all upgrades, ensure that you obtain all applicable permits and follow local building code requirements.
- Keep all invoices and receipts of upgrades performed and take photos of work in progress.
- It's recommended that you contact your home insurance provider to ensure upgrades are covered by your policy.

Step 5
Book your final Home Energy Assessment



- Once all your upgrades are finished, book a final assessment with your Energy Advisor to verify all upgrades and to update your home's EnerGuide rating.

Step 6
Receive your rebate or start loan payments once work is complete



- Rebates - You should receive your rebate cheque within 90 days of your final assessment.
- Financing - Your monthly payments will start 30 days after the signing of loan documentation.

Learn more about how you can make the most of your Home Energy Assessment at:
efficiencyns.ca/assessment or call 1-877-999-6035

The EnerGuide Label

We work with Natural Resources Canada (NRCan) and their licensed partners to deliver EnerGuide evaluations as part of the Home Energy Assessment process. The New *EnerGuide Label* developed by NRCan delivers valuable information about your *home's energy performance*.

Learn about your home's energy rating

You will receive a rating of the home's energy consumption in gigajoules

Aim towards zero

The lower the number on the new *EnerGuide* scale, the better the energy performance of your home

Understand how you use energy

The label breaks down energy consumed by source

Compare your home's performance

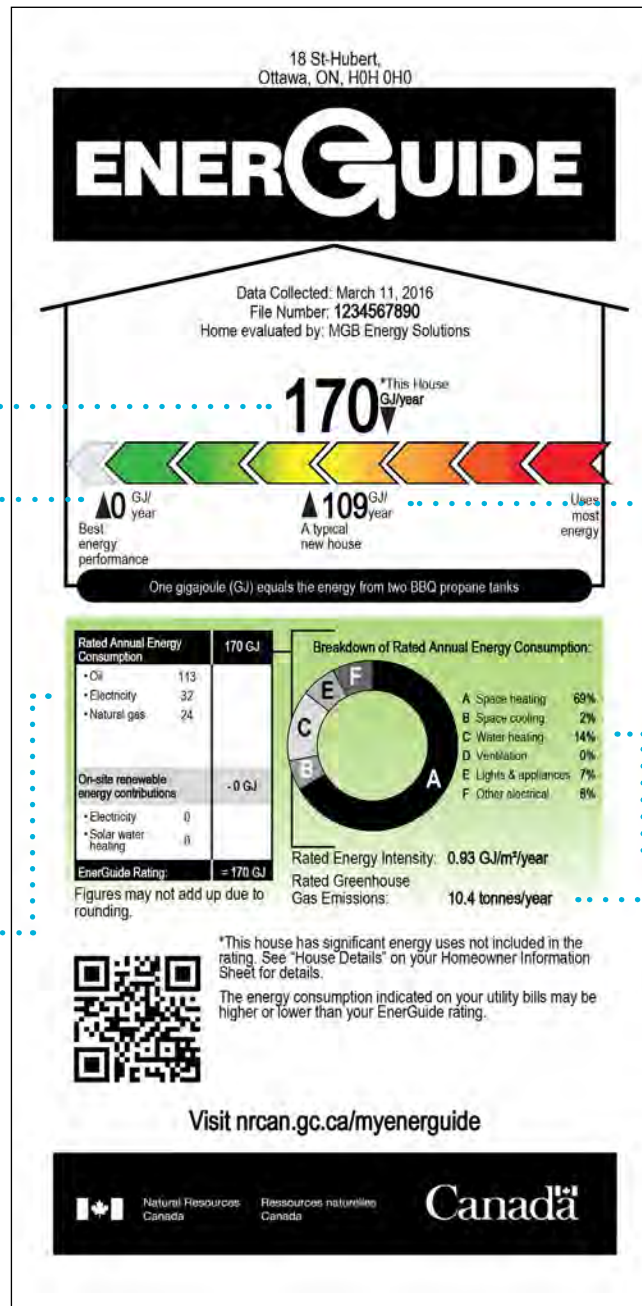
The label shows how your home's performance compares to a benchmark home

Find out where most energy is consumed

The label shows proportion of energy consumed by heating, cooling, ventilation, etc.

See your impact on the environment

The label shows your home's greenhouse gas emissions



Did you know? A gigajoule (GJ) is a unit of energy. 1 GJ is the same amount of energy as 277 kilowatt hours (kWh) of electricity, roughly equal to the energy found in 2 BBQ propane tanks.

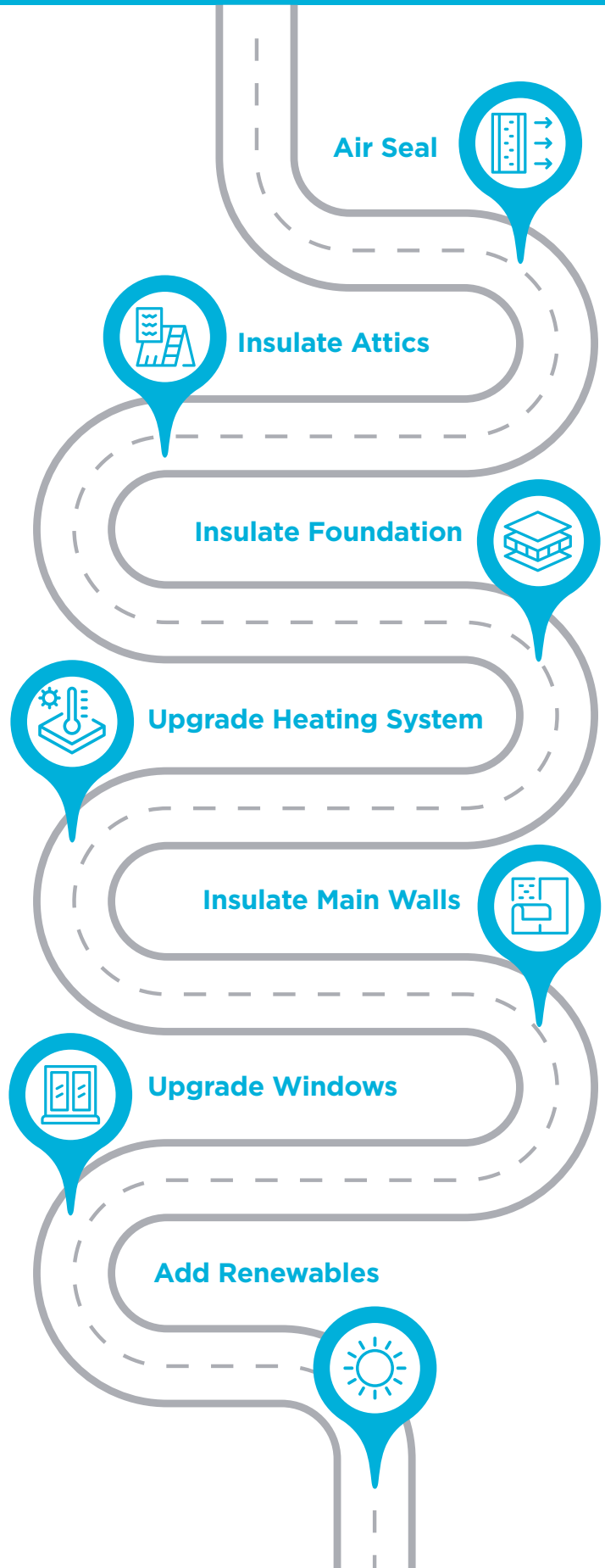
Learn how *EnerGuide* can help make homes more efficient, more valuable, and more comfortable at nrcan.gc.ca/homes

Renovation Upgrade Report



Energy Efficiency Action Roadmap

- As part of your Home Energy Assessment, your Energy Advisor will create a customized list of recommended upgrades for your home.
- They will be prioritized from the lowest cost upgrades that yield the highest energy savings. From air sealing, insulation upgrades, heating systems, windows and doors, all the way to solar panels and renewable energy. The roadmap will be unique to each home and homeowner.
- Review your energy efficiency action roadmap, select your upgrades, and start working towards enjoying the good things efficiency brings.



Insulation

Insulation upgrades are some of the best investments you can make in your home.

Following are important items to note for eligible insulation rebates:

- Rebates are only available when at least 20% of the area is upgraded.
- Rebates are pro-rated based on the percentage of the area upgraded (for example, if you upgrade 60% of your attic, you will be eligible for 60% of the rebate amount).
- Homeowners must provide legible copies of receipts/invoices, and interior/exterior photos of all upgrade work completed, and new equipment installed.
- For a semi-detached or end unit row house, foundation and exterior wall insulation rebates are 75% of the amounts shown. For a middle unit row house, rebates are 50% of amounts shown.

Insulation is measured in R-value and depends on the type and thickness of insulation being used. Here are some R-values of common insulation types:

Insulation Type	Typical R-Value per inch	Notes from your Energy Advisor
Blown or wet cellulose	R - 3.6/inch	Example: add 12 inches to your attic
Fibreglass batts	R - 3.2/inch	
Mineral wool (i.e. Roxul)	R - 3.4/inch	
Expanded polystyrene board - Type I (EPS)	R - 3.8/inch	
Expanded polystyrene board - Type II (EPS)	R - 4/inch	
Rigid foam board (XTPS)	R - 5/inch	
Open cell spray foam	R - 3.6/inch	
Closed cell spray foam	R - 6/inch	
Polyurethane board	R - 5/inch	
High-density glass fibre board	R - 4/inch	

Did you know?

R-value is the thermal resistance of a material, the higher the number the better. In fact, every time you double your R-value you cut the heat loss through that area in half!

Different types of materials are better for different situations. Talk to your Energy Advisor about the best types of insulation for your home.

The National Building Code of Canada requires foam insulation products to be covered by a thermal barrier. Confirm with your contractor that your foam insulation project includes this barrier. It is recommended that you contact your home insurance provider to ensure upgrades are covered by your policy.

Ceiling Rebates

Criteria	Starting Point	Rebate
Increase 100% attic insulation to R-50	R-12 or less	\$750
Increase 100% attic insulation to R-50	Greater than R-12 and up to R-25	\$375
Increase 100% attic insulation to R-50	Greater than R-25 and up to R-35	\$125
Increase 100% flat roof or cathedral ceiling insulation to R-10	R-0	\$500
Increase 100% flat roof or cathedral ceiling insulation to R-28	R-12 or less	\$750
Increase 100% flat roof or cathedral ceiling insulation to R-28	Greater than R-12 and up to R-25	\$250

Foundation Rebates

Criteria	Rebate Amounts
Add between R-10 and R-23 to 100% of basement foundation walls	\$600
Add >R-23 to 100% of basement foundation walls	\$1,200
Add between R-10 and R-23 to 100% of crawlspace exterior walls	\$480
Add >R-23 to 100% of crawlspace exterior wall	\$960
Add >R-23 to 100% of floor above crawlspace	\$240

For **crawlspace** exterior walls and floor above crawlspace, 100% of the area must be upgraded in order to trigger the rebate. The criteria specifies that you add the amount of insulation indicated in this table to your existing levels. If old insulation is removed, an adequate amount must be added (in addition to the amount in the table) to offset this removal.

Exterior Wall Rebates

Criteria	Rebate Amounts
Add between R-3.8 and R-9 to 100% of exterior walls	\$900
Add >R-9 to 100% of exterior walls	\$1,500

The criteria specifies that you add the amount of insulation indicated in this table to your existing levels. If old insulation is removed, an adequate amount must be added (in addition to the amount in the table) to offset this removal.



Sarah's story

Older homes sometimes pose a challenge when dealing with keeping heat in and cold out. Sarah lives in an old farmhouse just outside of New Glasgow, and was on the fence about whether to update the insulation in her attic or basement. After her Home Energy Assessment, she decided to upgrade both, along with some air sealing, and couldn't believe the difference it made in both her bills and the comfort of her home, especially in the winter.

House Type	Single detached
Year built	1930
Square footage	1,863 sq ft
Initial EnerGuide rating	138 GJ
Final EnerGuide rating	86 GJ
Rebate for basement wall insulation (100% of foundation, R-0 to R-12)	\$600
Rebate for basement header insulation (100% of header, R-2 to R-22)	\$150
Rebate for attic insulation (55% of attic, R-0 to R-50)	\$412
Rebate for air sealing	\$200
Estimated cost to do the upgrades	\$6,800
Annual Savings	\$1,250
Payback	4.3 years

Heating Equipment and Other Upgrades

Some rules to keep in mind when installing new heating, hot water, or solar equipment:

- Rebates are not available for the replacement of working equipment. If replacing non-working equipment, please contact us prior to making your purchase to ensure the new system will meet all of our eligibility requirements. For wood/pellet burning equipment, we must receive a letter/email from your contractor stating your old system was non-functional. Rebates are not available for the replacement of existing heat pumps - functioning or non-functioning.
- Participation in the Home Energy Assessment program precludes homeowners from receiving rebates for the same upgrades in other Efficiency Nova Scotia programs such as Green Heat. Only rebates from one program will be issued for any particular measure.
- Heat pump rebates are pro-rated, based on the ton. For example, if you install an eligible 18,000 btu ductless mini-split heat pump, (18,000 btu = 1.5 tons) you would receive \$450 in rebates (\$300/ton x 1.5 tons = \$450).
- Ducts and hot water pipes being installed should be kept within the building envelope. If this is not an option, pipes and/or ducts must be properly sealed and insulated.
- Please Note: Outdoor wood/pellet furnaces or boilers are not eligible for rebates.

Heat Pump Rebates							
System Type	Incentive	Equipment Eligibility Criteria					Installation Requirements
		Eligibility Requirements	HSPF Region 4 (HSPF Region 5)	SEER	EER	COP	
Ductless Mini-split Heat Pump	\$300/ton	Must be on our cold climate heat pump list efficiencyns.ca/minisplits					Must be installed by certified Refrigeration and Air Conditioning Mechanic (RACM)
Centrally Ducted Heat Pump	\$500/ton	ENERGY STAR® V5.0 or Newer <i>(If planning to install an add-on system, please reach out to Efficiency Nova Scotia to confirm eligibility: 1-877-999-6035)</i>	≥8.5 (7.4 or greater)	≥15.0	≥12.5	N/A	Must be installed by certified Refrigeration and Air Conditioning Mechanic (RACM)
Air-to-Water Heat Pump	\$500/ton	CSAC 656-05 or AHRI 550/590-2018 or equivalent	N/A	N/A	≥12.5	≥1.7	Must be installed by certified Refrigeration and Air Conditioning Mechanic (RACM)
Geothermal Heat Pump	\$600/ton	ENERGY STAR® V3.0 or Newer	N/A	N/A	≥15.0	3.1	Must be installed by Canadian Geo Exchange Coalition (CGC) Accredited Installer
Heat Pump Water Heater	\$400	ENERGY STAR® V3.0 or Newer	N/A				Heat Pump Water Heaters must be installed by a certified plumber
<p>DEFINITIONS: 1 Refrigeration ton = 12000 Btu HSPF: Heating Seasonal Performance Factor SEER: Seasonal Energy Efficiency Ratio EER: Energy Efficiency Ratio COP: Coefficient of Performance Please Note: Nova Scotia is located in climate region 5, however most manufacturers produce system specification for climate Region 4 (U.S.).</p>							

Unsure if your heat pump qualifies? **Call us at 1-877-999-6035.**

Wood/Pellet Burning Equipment Rebates

Wood Burning Equipment	Incentives	Equipment Eligibility		
		Certification Requirements	Emissions Requirements	Install Requirements
Wood Stove or Fireplace Insert	\$500/Unit	CSA-B415.1-10 or US EPA CRF Part 60 AAA	EPA or CSA emissions of < 4.5 g/hr. or < 0.40g/MJ for TPM	Must be inspected and approved by a WETT Certified Inspector or installed by a Wood Energy Technology Transfer (WETT) Certified Installer
Pellet Stove or Fireplace Insert				
Wood Boiler or Centrally Ducted Forced Air Furnace	\$1,000/Unit			
Pellet Boiler or Centrally Ducted Forced Air Furnace				

Solar Thermal Equipment Rebates

System Type	Incentives	Equipment Eligibility		
		Certification Requirements	Emissions Requirements	Install Requirements
Solar Thermal: Air-to-Air	\$400/System	OG-100 system certification by SRCC (Solar Rating and Certification Corporation)	System Installation: must be designed for heating season operation and installed according to best practice and manufacturer's instructions	Components must be new and unused System installations must conform to manufacturer's specifications and all applicable codes and standards
Solar Thermal: Domestic Hot Water	\$1,000/System	OG-100 system certification and OG-300 system certification by SRCC (Solar Rating and Certification Corporation)	System Installation: must be designed for year round operation and installed according to best practice and manufacturer's instructions	Components must be new and unused. System installations must conform to manufacturer's specifications and all applicable codes and standards Must be inspected and approved or installed by a certified electrician. Minimum R3 on all piping connecting the solar storage tank to the solar collector(s) and existing water heater.

Other Upgrades


Eligible Upgrade	Rebate	Requirements
Air sealing	\$200	Achieve the air sealing target identified in your report
Windows, doors & skylights	\$30/ ^{rough} opening	ENERGY STAR® v6 or ENERGY STAR® v5 for climate zone 2
Foundation header insulation	\$150	Add at least R-20 to 100% of the basement headers
Exposed floor insulation	\$200	Add at least R-20 to 150 square feet or more exposed floor
Basement slab insulation	\$200	Add at least R-3.8 of insulation to 100% of the basement slab
Drain water heat recovery	\$200	Install a unit with at least 42% efficiency
Heat recovery ventilation (HRV only)	\$300	Install an HVI certified HRV (may replace a non-HVI certified HRV)



The Isaac family's story

The Isaac family live in a 1980s home in suburban Bedford. Although the insulation was already quite efficient, the house was due for some upgrades to the heating, hot water, and ventilation systems. Upon completion of their Home Energy Assessment, the Isaacs decided to install a mini-split heat pump to supplement their electric baseboard heat, and a heat pump hot water heater, which they didn't even know was an option until after the assessment. The Isaacs are loving the savings they're seeing on their bills, and the comfort added to their home.

House Type	Single detached
Year built	1987
Square footage	3,359 sq ft
Initial EnerGuide rating	148 GJ
Final EnerGuide rating	92 GJ
Rebate for mini-split heat pump (18,000 btu/h)	\$450
Rebate for heat recovery ventilator (HRV) replacement	\$300
Rebate for heat pump hot water heater	\$400
Cost to do the upgrades	\$11,300
Annual Savings	\$1,600
Payback	6.3 years



Funded in part by:
Financé en partie par :



Learn more about how you can make the most of your Home Energy Assessment
at efficiencyns.ca/assessment or call 1-877-999-6035

